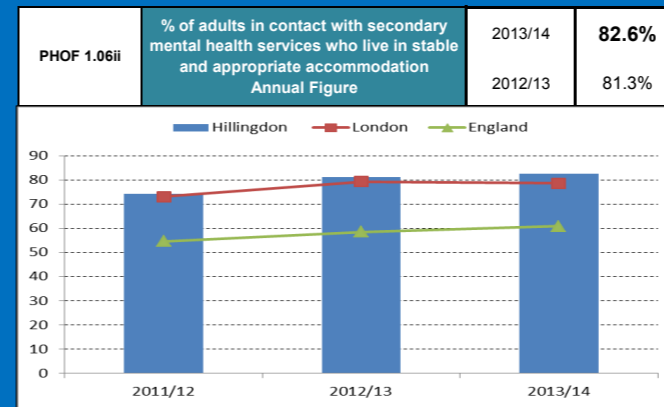
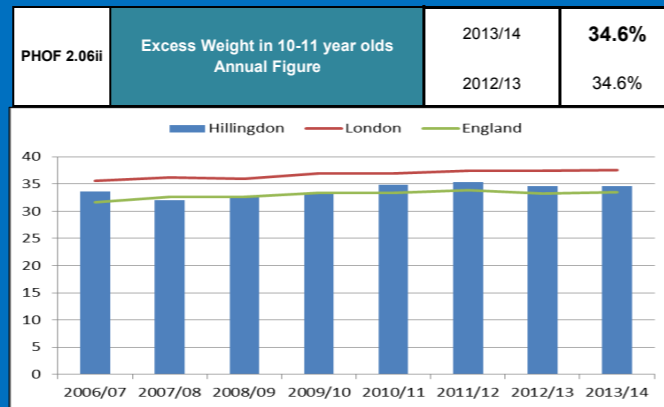
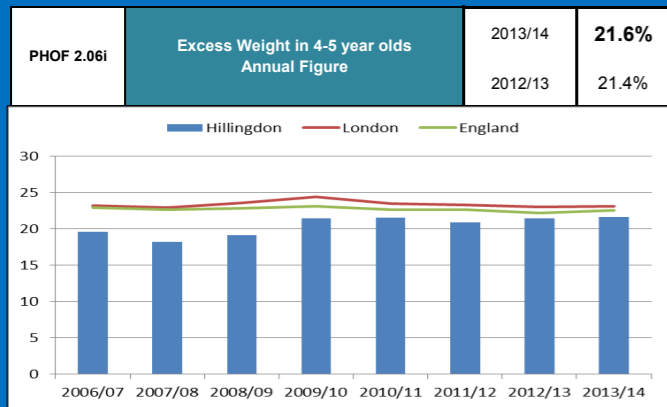


# Health & Wellbeing Board - 17 March 2015

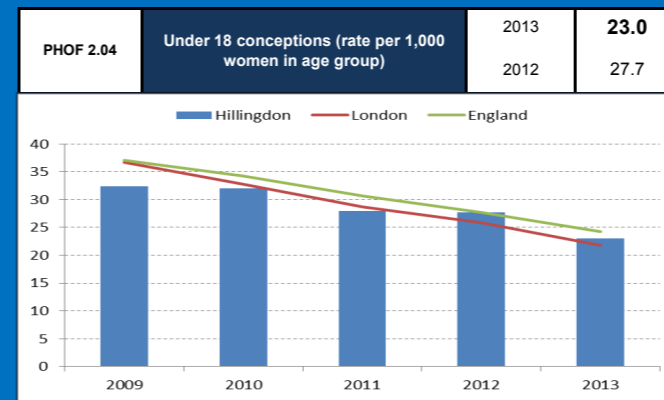
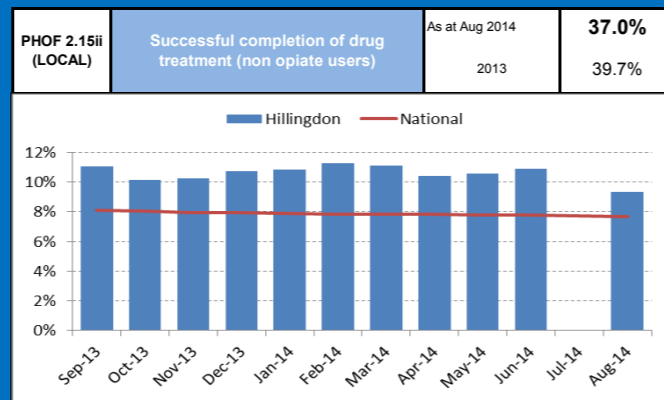
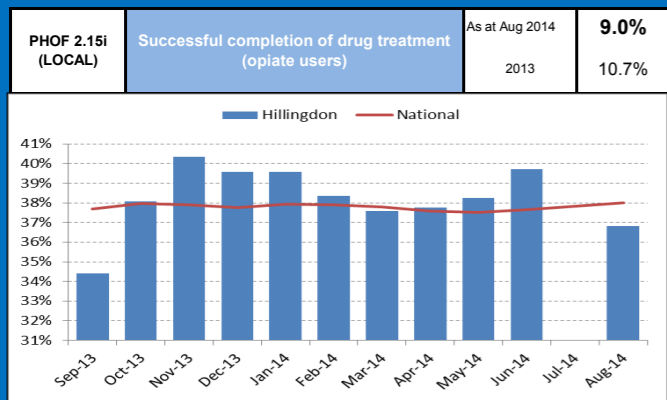
## PRIORITY ONE



## PRIORITY ONE

ASCOF 1e	1e - % of LD clients in paid employment	2014/15	<b>1.9%</b>
		2013/14 (YE)	1.1%
PHOF 4.15i	Excess winter deaths Annual Figure	Aug '12 to Jul '13	<b>9.9%</b>
		Aug '11 to Jul '12	18.7%
PHOF 2.03 (LOCAL CCG 1.14)	Number of residents smoking at time of delivering baby	2014	<b>7.0%</b>
		2013/14	8.0%

## PRIORITY TWO



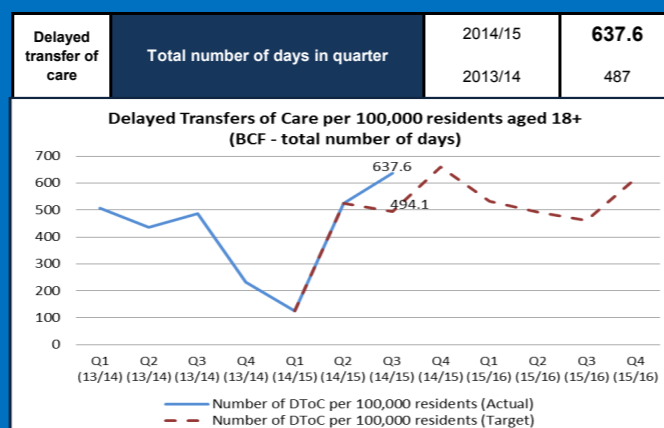
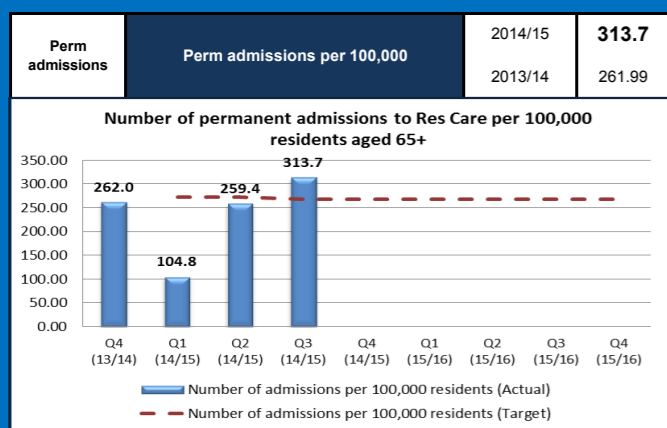
## PRIORITY TWO

Local	Number of 16-18 year olds who are Not in Education, Employment or Training (NEET)	Nov 14 to Jan 15	<b>2.4%</b>
		Nov 13 to Jan 14	3.5%
ASCOF 1h	% of adults in contact with secondary Mental Health who live in settled accommodation	2014/15	<b>85.1%</b>
		2013/14	82.6%

## PRIORITY THREE

LBH (Local Measure)	Number of major adaptations to homes to promote safe, independent living	2014/15	<b>140</b>
		2013/14	223
LBH (Local Measure)	Number of people in receipt of TeleCareLine (All ages)	2014/15	<b>4,033</b>
LBH (Local Measure)	Number of people in receipt of TeleCareLine (80+)	2014/15	<b>3,044</b>
LBH (Local Measure)	Number of people in sign ups to TeleCareLine	2014/15	<b>833</b>

## BETTER CARE FUND METRICS



Perm admissions	Target for number of permanent admissions to residential / nursing care per 100,000 residents aged 65+	2014/15	<b>267.4</b>
		2013/14	Not set
Perm admissions	Number of permanent admissions to residential / nursing care for residents aged 65+	2014/15	<b>122</b>
		2013/14 (YE)	100
Perm admissions	Annual target for number of perm admissions	2014/15	<b>104</b>
		2013/14	Not set
Delayed transfer of care	DToC per 100,000 (Qtrly Target)	2014/15	<b>494.1</b>
		2013/14	Not set
Delayed transfer of care	Total number of days in quarter	2014/15	<b>1440</b>
		2013/14	1083
Delayed transfer of care	Quarterly target for delayed discharges (total number of days)	2014/15	<b>1116</b>
		2013/14	Not set

## Key Colour Code

Dark Blue	Data published quarterly
Light Blue	Annual data published since last reported to HWB
White	Local indicator proxy for annual indicator